

# **FARBERWARE®**

Farberware is a registered trademark of Farberware Licensing Company, LLC  
Manufactured and sold pursuant to a license from Farberware Licensing Company,  
LLC © 2019 Farberware Licensing Company, LLC. All rights reserved.

(rev. 12/01/20 HG)

# FARBERWARE®



FSHVW

## Handheld Fabric Shaver

Instruction Manual



# CONTENTS

SAFETY . . . . .	2
IMPORTANT SAFEGUARDS . . . . .	3
ADDITIONAL IMPORTANT SAFEGUARDS . . . . .	3
INTRODUCTION . . . . .	4
PARTS & ASSEMBLY . . . . .	4
HOW TO OPERATE . . . . .	5
CLEANING & MAINTENANCE . . . . .	5
RETURNS & WARRANTY . . . . .	6

## SAFETY

Your safety and the safety of others is very important.

We have provided many important safety messages in this manual and on your appliance. Always read and obey all safety messages.



This is the safety alert symbol.

This symbol alerts you to potential hazards that can cause serious injury to you and others.

All safety messages will follow the safety alert symbol.

All safety messages will tell you what the potential hazard is, tell you how to reduce the chance of injury, and tell you what can happen if the instructions are not followed.

### Appliance Specifications:

5 Volts

Rated Output: 2 Watts

Battery: 600mA Ni-MH

THIS PRODUCT IS FOR USE IN 120V AC OUTLET ONLY.

## IMPORTANT SAFEGUARDS

**A person who has not read and understood all operating and safety instructions is not qualified to operate this appliance. All users of this appliance must read and understand this Instruction Manual before operating or cleaning this appliance.**

**When using electrical appliances, basic safety precautions should always be followed, including:**

1. **Read all instructions before operating this appliance.**
2. DO NOT TOUCH the hot surfaces. Use handles or knobs.
3. This appliance is NOT A TOY.
4. Unsupervised young children and cognitively challenged individuals should never operate this appliance.
5. Close supervision is necessary when any appliance is used by or near children.
6. To protect against electrical shock do not immerse cord, plug or any part of this appliance in water or other liquids.
7. Unplug from outlet when not in use, before removing parts and before cleaning. Allow to cool before putting on or taking off any parts, and before cleaning.
8. DO NOT operate any appliance with a damaged cord or plug, or after the appliance malfunctions, or if the appliance has been damaged in any manner. Return the appliance to the nearest repair shop for examination, repair or adjustment.
9. The manufacturer does not recommend the use of accessory attachments other than what is provided by the manufacturer. Use of attachments may cause injuries.
10. DO NOT use the appliance for other than its intended use.
11. DO NOT use outdoors. FOR HOUSEHOLD USE ONLY.
12. DO NOT place on or near a hot gas or electric burner, or in a heated oven.
13. DO NOT let cord hang over edge of table or counter, or touch hot surfaces.
14. NEVER leave unit unattended while in use or when plugged into an outlet.
15. Extreme caution must be used when moving an appliance containing hot food.
16. Always attach plug to appliance first, then plug cord in the wall outlet. To disconnect, turn any control to "off," then remove plug from wall outlet.

## ADDITIONAL IMPORTANT SAFEGUARDS

### **Operating Safety Precautions**

1. This product should only be connected to the USB port to charge.
2. Do not wash and do not store in damp places.
3. Before use, please check whether cover is tight, otherwise will not be able to work properly.
4. It is prohibited to use the shaver on the clothes while a person is wearing clothes. Please remove clothing before using.
5. Do not use for other purposes other than removing lint.
6. The machine shall not be operated by these people (including children): the physically, tactilely or mentally disabled or those who lack of experience and knowledge, unless they are supervised or guided by someone who is responsible for their safety in respect of the application of the machine.

7. Please do not open cover and take out blade while using.
8. Please do not use if the shaver has obvious damage or blade components or outside mesh have been damaged.
9. Please do not open and use if the machine is under charge, or performing cleaning and maintenance.
10. Keep fingers and hands away from the blade during cleaning and maintenance.

## SAVE THESE INSTRUCTIONS!

### INTRODUCTION

Thank you for purchasing the HANDHELD FABRIC SHAVER from Farberware! The easiest way to remove fuzz balls, pills, lint, thread and pet hair. The sleek, portable, ergonomic design can go with you anywhere.

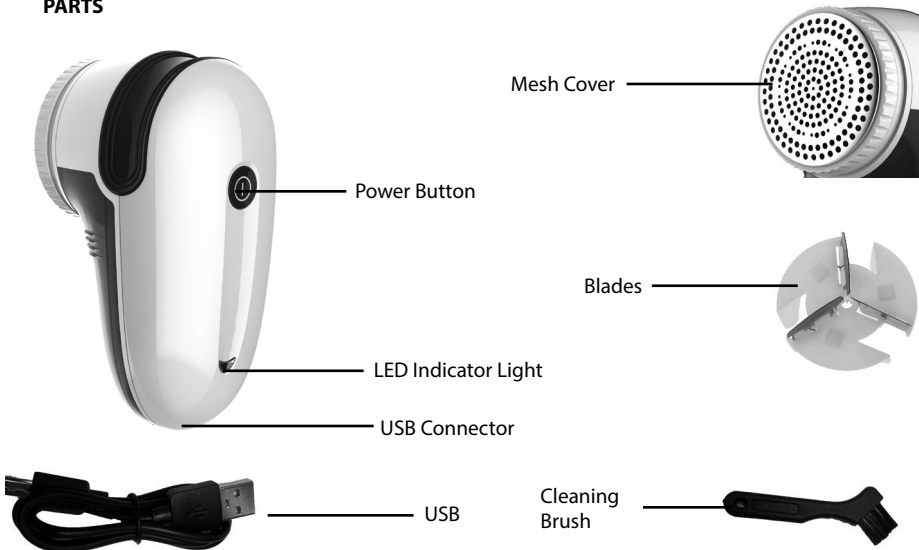
Features include:

- Handheld shaver removes lint in seconds
- Rechargeable battery for cordless use
- Compact size makes it easy to carry and take on the go
- Works on all types of fabrics

### PARTS & ASSEMBLY

Your HANDHELD FABRIC SHAVER comes assembled. Before using, remove all packing materials from the box. If there is any damage, DO NOT operate the shaver. Return damaged items to the store where it was purchased.

#### PARTS



## HOW TO OPERATE

1. Make sure off power is OFF and that mesh cover is tight before using.
2. Lay garment out on a flat, smooth surface. Make sure there is no pulled fabric before using.
3. Turn power ON.
4. Apply pressure using a circular motion against the fabric. Do not apply excessive pressure to the fabric as it may cause damage.

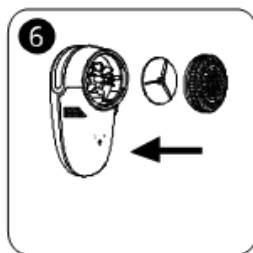
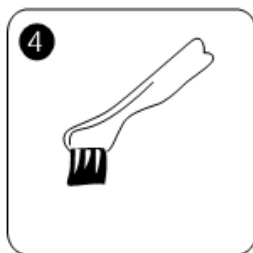
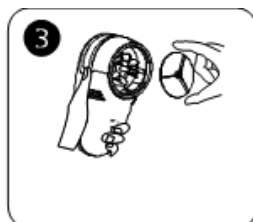
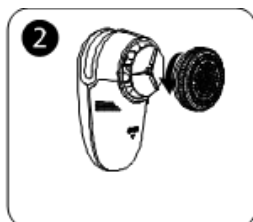
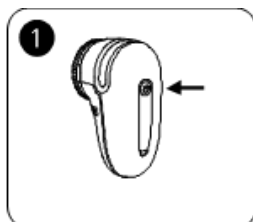
### HOW TO CHARGE

1. Plug connecting side into bottom of HANDHELD FABRIC SHAVER.
2. Connect USB into computer or USB power adapter, which goes into any outlet.
3. Full charge takes 8 hours.

## CLEANING & MAINTENANCE

### HOW TO CLEAN SHAVER

- Turn the power OFF.
- Take off mesh cover.
- Take off blade.
- Use included brush to clean out lint. Dispose of lint.
- Place blade and cover back on.



# RETURNS & WARRANTY

SHOULD YOUR UNIT NOT WORK OR IF DAMAGED WHEN YOU FIRST TAKE IT OUT OF THE BOX, PLEASE RETURN IT TO THE PLACE OF PURCHASE IMMEDIATELY.

## HANDHELD FABRIC SHAVER / FSHVW

Should you have any questions, please contact us via email or at the customer service number listed below between the hours of 9:00 AM and 4:00 PM, Monday through Friday, Central Standard Time.

### Distributed by:

Nostalgia Products LLC  
1471 Partnership Dr.  
Green Bay, WI 54304-5685  
Customer Service  
Phone: 844-918-0509  
Email: CustomerService@emllc-USA.com

### One-Year Limited Warranty

This warranty applies to products purchased and used in the U.S. and Canada. This is the only expressed warranty for this product and is in lieu of any other warranty or condition.

This product is warranted to be free from defects in material and workmanship for a period of one (1) year from the date of original purchase. This warranty is valid for the original retail purchaser or gift recipient from the date of initial retail purchase and is not transferable.

Keep your original sales receipt as proof of purchase is required to make a warranty claim.

**IMPORTANT:** This warranty does not cover damages resulting from use not in conformity with the printed directions, accident, misuse or abuse, alternation, the affixing of any attachments not provided with the product, loss of parts, or subjecting the appliance to any but the specified voltage. (Read directions carefully.) This warranty is void if the product is used for other than single-family household use or subjected to any voltage and waveform other than as specified on the rating label (e.g., 120V ~ 60 Hz).

Englewood Marketing LLC excludes all claims for special, incidental, and consequential damages caused by breach of express or implied warranty. All liability is limited to the amount of the purchase price. Every implied warranty, including any statutory warranty or condition of merchantability or fitness for a particular purpose, is disclaimed except to the extent prohibited by law, in which case such warranty or condition is limited to the duration of this written warranty. This warranty gives you specific legal rights. You may have other legal rights that vary depending on where you live. Some states or provinces do not allow limitations on implied warranties or special, incidental, or consequential damages, so the foregoing limitations may not apply to you.

To make a warranty claim or if service is required, please call our CUSTOMER SERVICE NUMBER.

For faster service, please have the model, type, and series numbers ready for the operator to assist you.

Customer Service Number  
Englewood Marketing LLC  
In the US 844-918-0509  
Email: CustomerService@emllc-USA.com

### **This warranty does not apply to re-manufactured merchandise.**

Please read the operating instructions carefully. Failure to comply with the operating instructions will void this warranty.